

## SEI-DISP237

---

Mercedes W208, W210, W463  
voltage measurement

---


Ver. 3.0



**WARNING: IT IS NECESSARY TO MEASURE AND TELL US THE VOLTAGE AS SHOWN BEFORE PURCHASING**



Picture 1




Picture 2


**TO MEASURE THE VOLTAGE**

- remove the rear cover of the instrument cluster to reach the PCB;
- switch on the dashboard (left connector -> Pin A03 and A12 negative, A09 and A11 positive) as in picture 2;
- measure the voltage between A and B points as shown in pictures 3 and 4;
- send us an e-mail at [info@minitools.com](mailto:info@minitools.com) with the voltage measured.

**VOLTAGE MEASUREMENT**



Picture 3



Picture 4